

UNIT 7, SESSION 2

# JESUS AND THE LITTLE CHILDREN

MATTHEW 19

## KEY POINT

Jesus welcomes us!

## BIG PICTURE QUESTION

Who always welcomes us? Jesus always welcomes us!

## MEMORY VERSE

If you love me, you will keep my commandments. John 14:15

# PREPARE



Take time to reflect  
on today's lesson.

## LEADER BIBLE STUDY


Preschoolers are constantly learning what is “big,” “small,” “important,” or “not important.” But Jesus doesn’t measure people the way the world does. Jesus sees every person, young or old, rich or poor, as deeply loved and worth His time. He showed this when He welcomed the little children, even when the disciples tried to turn them away.

As leaders, we get the privilege of showing each child that they matter to God, not because of what they can do, but because of who they are in His eyes. God is not impressed by titles, talents, or achievements; He looks at the heart. And a child’s heart is just as precious to Him as anyone else’s.

Our calling is to welcome, value, and guide each little one, remembering that Jesus said, “Let the little children come to me.” God sees everyone as equal. No one is too big or too small for His love.

As you teach this Sunday, remember that the Kingdom of God is built on humble hearts, not human importance. You are shaping lives that matter greatly to Jesus. Every smile, every reminder, every prayer you give is part of helping them understand that they are fully loved by God.

# WELCOME & OPENING



Connect with children as service starts.

## WELCOME

Play music through the undercabinet radio (flash drive), or connect your phone to Bluetooth through the radio and play Christian preschool/Bible songs as you greet children coming into the classroom. Help them transition in and feel welcome as they play games and interact with others.

## MEMORY VERSE SONG

Gather children and sing the song below to the tune of “London Bridge is Falling Down”:

If you love me you will keep  
my commandments,  
my commandments.  
If you love me you will keep  
my commandments.  
John 14:15

## THE LORD’S PRAYER/TEN COMMANDMENTS

**Toddlers & Twos:** Use the provided poster to review the Lord’s Prayer with the children in your class.

**Threes & Fours:** Using the provided poster, review the Ten Commandments with the children in your class. Read through each one, then have children repeat after you as you say them together.

# CRAFT





Help children with a craft connected to the Bible lesson.

## CRAFT: JESUS AND THE CHILDREN

Give each child one set of the provided papers: the paper with Jesus on it, and the paper with the little children on it. Have children decorate their papers, then help them cut out the little children and the handle, and cut along the dashed line on the page with Jesus.

Push the handle through the gap in the Jesus paper, then slide the handle back and forth to make it look like the children are moving closer to and further away from Jesus.

Review the Bible lesson with children as you work. Be sure to write each child's name somewhere on their craft so they know which one to take home!





## BABIES & TWOS BIBLE LESSON

Jesus was teaching people about God. Some parents brought their children to Jesus. They asked Jesus to pray for them. The children were so happy to meet Jesus! But the disciples thought the children were bothering Jesus. They told the children to go away and leave Jesus alone.

Jesus told the disciples to stop. The children were important to Jesus. Jesus has time for everyone, not just grown-ups. Jesus spent time with the children. He spoke with them and prayed for them. Jesus told the disciples, "The kingdom of heaven is made for people who have hearts like little children."

## THREES & FOURS BIBLE LESSON

One day, Jesus was busy teaching people about God. Some parents brought their children to Jesus and asked Him to pray for them. The children were so happy to meet Jesus!

When the disciples saw the children, they thought they were bothering Jesus. They told the children to go away and leave Jesus alone to do more important things.

When Jesus saw what the disciples were doing, He told them to stop. The children were important to Jesus! Jesus had time for everyone, not just grown-ups.

Jesus spent time with the children. He spoke with them and prayed for them. He told the disciples, "The kingdom of heaven is made for people who have hearts like little children."

**KEY POINT:** Jesus welcomes us!



# SNACK & CLOSING



Continue to engage children near the end of the morning.

## SNACK & DISCUSSION

**Have everyone wash their hands, then serve a snack. Ask the following questions and retell parts of the lesson as needed.**

1. What was your favorite part of today's Bible lesson?
2. What did you learn about God in today's Bible lesson?
3. What did Jesus do when He saw the disciples turning the children away?
4. Who always welcomes us?

## CLOSING ACTIVITIES

Sing the clean up song. Have children help put toys on tables.

Gather them on the rug in a circle and have one volunteer read today's Bible lesson from the children's Bible. Have a regular Bible ready as well.

Sing the "B.I.B.L.E." and "Everything in the Bible is Absolutely True" songs. Remind children that the Bible is God's Word and the most important book in the whole world!

The other volunteer should stand at the door and help with pick up, matching stickers, gathering children's things, etc.

## BEFORE YOU GO...

**Second service leaders, please clean up by doing the following:**

1. Spray down toys with disinfectant.
2. Spot sweep if needed.
3. Return toys to closet, close door.
4. Throw away any trash left on counters and in room.
5. Return binders to the cabinet.

**THANK YOU FOR SERVING WITH US!**