



UNIT 2, SESSION 2

CAIN AND ABEL

GENESIS 4

KEY POINTS

It is good to obey God. • We cannot lie to God. • We should love our brothers and sisters.

BIG PICTURE QUESTION

Is it okay to lie? It is not okay to lie. Lying is a sin.

MEMORY VERSE

You intended to harm me, but God intended it for good. **Genesis 50:20**



LEADER BIBLE STUDY

The story of Cain and Abel is a lesson about the heart. God rejected Cain's offering, yet He accepted Abel's. Why? Cain's offering lacked sincerity and was offered in the wrong attitude and with the wrong heart.


This angered Cain: "Then the LORD said to Cain, 'Why are you angry? Why is your face downcast? If you do what is right, will you not be accepted? But if you do not do what is right, sin is crouching at your door; it desires to have you, but you must rule over it.'" (Genesis 4:6-7, NIV)

Cain went on to do the unthinkable. God's Word says a lot about the heart. There are at least 57 Scriptures about it. Some of my favorites are:

- "For where your treasure is, there your heart will be also." (Matthew 6:21, ESV)
- "Delight yourself in the LORD, and he will give you the desires of your heart." (Psalm 37:4, ESV)
- "Let the words of my mouth and the meditation of my heart be acceptable in your sight, O LORD, my rock and my redeemer." (Psalm 19:14, ESV)
- "I have stored up your word in my heart, that I might not sin against you." (Psalm 119:11, ESV)
- "I the LORD search the heart and test the mind, to give every man according to his ways, according to the fruit of his deeds." (Jeremiah 17:10, ESV)
- "You will seek me and find me, when you seek me with all your heart. (Jeremiah 29:13, ESV)

Scripture about the heart sheds light on this week's important lesson. I pray these Scriptures today over you and me, as well as all our children and families. Meditate on God's Word this week and praise Him for the wisdom and guidance He so freely gives.

WELCOME & OPENING



Connect with children as service starts.

WELCOME

Play music through the undercabinet radio (flash drive), or connect your phone to Bluetooth through the radio and play Christian preschool/Bible songs as you greet children coming into the classroom. Help them transition in and feel welcome as they play games and interact with others.

MEMORY VERSE SONG

Gather children and sing the song below to the tune of “Oh My Darling Clementine”:

You intended
to harm me,
but God intended it for good.
You intended
to harm me,
but God intended it for good.
Genesis 50:20

THE LORD’S PRAYER/TEN COMMANDMENTS

Last year, we focused on learning the Lord’s Prayer. This year, our Threes and Fours classes are going to learn the Ten Commandments!

Toddlers & Twos: Use the provided poster to review the Lord’s Prayer with the children in your class.

Threes & Fours: Using the provided poster, introduce the Ten Commandments to the children in your class. Read through each one, then have children repeat after you as you review them together.

ACTIVITIES











Help children with activities connected to the Bible lesson.

ACTIVITY: CAIN OR ABEL

Give each child one of the provided worksheets. Help children sort the food and animals at the bottom of the page into either Cain's column or Abel's column.

After your class is done with the worksheets, get out the provided bin of fruits, vegetables, and animals. As a class, work together to sort the items between what Cain was responsible for (food) and what Abel was responsible for (animals).

Who looked after these things?

Cain		Abel	
			
			



BABIES & TWOS BIBLE LESSON

Adam and Eve had two sons. Their first son was called Cain. Cain became a farmer and grew food to eat. The second son was called Abel. Abel became a shepherd and looked after the animals.

Cain and Abel brought gifts to God. But Cain's heart was different. He didn't want to give away the vegetables he worked so hard to grow. But Abel loved God and wanted to please Him. God was not happy with Cain.

Cain became angry and jealous. He hurt his brother. He thought nobody would know. But God knew what Cain had done. We should always obey and love God.

THREES & FOURS BIBLE LESSON

Adam and Eve left the garden of Eden because of their sin. They found a new place to live, where they could plant food and keep animals.

Adam and Eve had two sons. Their first son was called Cain. Cain became a farmer and grew food to eat. The second son was called Abel. Abel became a shepherd and looked after the animals.

Cain and Abel brought gifts to God. It was a way to say thank you. But Cain's heart was different than Abel's. God was pleased with Abel, but not with Cain. Cain became angry and jealous. He killed his brother. He thought nobody would know. But God knew what Cain had done.

Cain had to leave, but God promised to protect him. Adam and Eve had another son, called Seth.

KEY POINTS

It is good to obey God. • We cannot lie to God. • We should love our brothers and sisters.

SNACK & CLOSING



Continue to engage children near the end of the morning.

SNACK & DISCUSSION

Have everyone wash their hands, then serve a snack. Ask the following questions and retell parts of the lesson as needed.

1. What was your favorite part of today's Bible lesson?
2. What did you learn about God in today's Bible lesson?
3. What did Cain look after? What did Abel look after?
4. Is it okay to lie? It is not okay to lie. Lying is a sin.

CLOSING ACTIVITIES

Sing the clean up song. Have children help put toys on tables.

Gather them on the rug in a circle and have one volunteer read today's Bible lesson from the children's Bible. Have a regular Bible ready as well.

Sing the "B.I.B.L.E." and "Everything in the Bible is Absolutely True" songs. Remind children that the Bible is God's Word and the most important book in the whole world!

The other volunteer should stand at the door and help with pick up, matching stickers, gathering children's things, etc.

BEFORE YOU GO...

Second service leaders, please clean up by doing the following:

1. Spray down toys with disinfectant.
2. Spot sweep if needed.
3. Return toys to closet, close door.
4. Throw away any trash left on counters and in room.
5. Return storage cubes to Rm 108.

THANK YOU FOR SERVING WITH US!